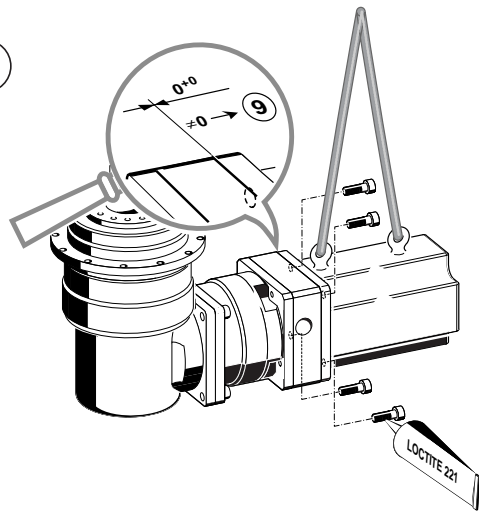
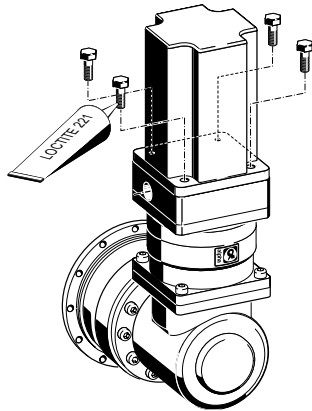


5a

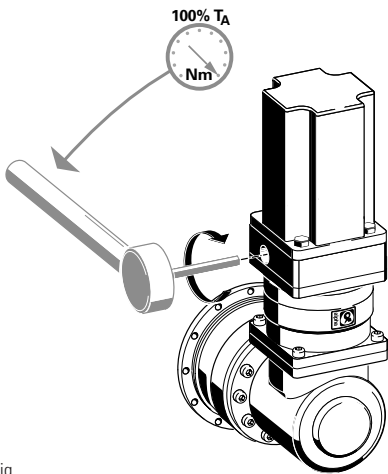
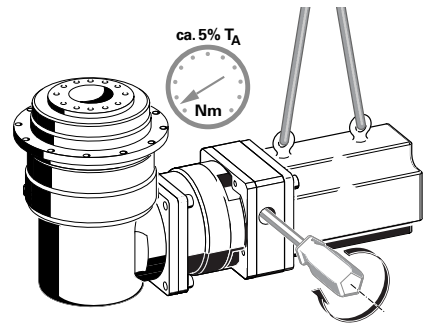


5b



6a

6b



7

Tabelle Anziehdrehmoment (T_A):

Table tightening torque (T_A):

Tableau couple de serrage (T_A):

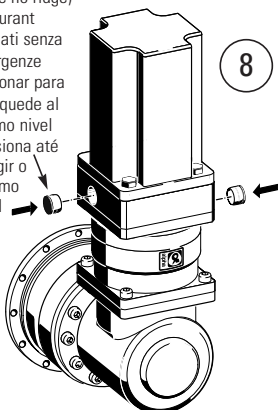
Tabella coppia di serraggio (T_A):

Tabla par de apriete (T_A):

Tabela do torque de aperto (T_A):

Größe Size Taille Grandezza Tamanho	Getriebestufen Gear stages Nombre d' étage Stadi del riduttore Etapas Estágios	Schlüsselweite Width across flats Côte sur plats Misura delle chiavi Distancia entre caras Distância entre faces [mm]	Anzugsmoment Tightening torque Couple de serrage Coppia di serraggio Par de apriete Torque de aperto T_A [Nm]
TPK 010	2	5	14
	3	4	8
TPK 025	2	6	30
	3	4	8
TPK 050	2	8	65
	3	5	14
TPK 110	2	10	115
	3	6	30
TPK 300	3	8	65

Bündig
Flush (press in to
leave no ridge)
Affleurant
Livellati senza
Sporgenze
Presionar para
que quede al
mismo nivel!
Pressiona até
atingir o
mesmo
nivel



8

Achtung: In diesen Fällen in Betriebsanleitung nachlesen!
Note: In these cases reread operating instructions!
Attention: Dans ce cas, lire la notice de service!
Attenzione: In questi casi leggere nelle istruzioni!
Nota: En estos casos releer las instrucciones de funcionamiento!
Atenção: Nestes casos, releer as instruções de funcionamento!

9

